



ST CHRISTOPHER'S SIXTH FORM

TEXTILES

BRIDGING UNIT



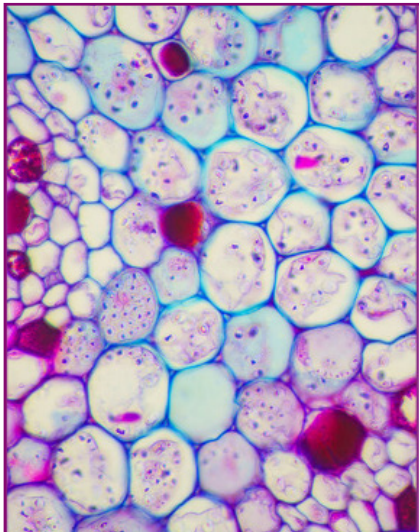
Topic: Up Close

To be fully prepared for the A-level course you will need to complete the following tasks. These will greatly enhance your first project, which will focus on looking closely at the patterns found under the microscope. We will be exploring how to add colour and pattern to fabrics and the technique of free motion embroidery.

Activities

Task 1: Secondary research

Gather images from the internet that inspire you and can be used to inform design work, such as up-close pictures of plant and animal cells, bacteria, microbes, viruses etc. Paste your pictures onto an A3 PowerPoint slide to create an 'Up-close' inspiration board. (This will be printed for you in September and go into your sketchbook).



Task 2: Observational Drawing

Using your SECONDARY images create a range of drawings using a variety of different media e.g. pencil, fine liner pen, ink pen, charcoal, paints, crayons, pastels etc.

You could try mark-making with anything from sticks to toothbrushes!

Specification

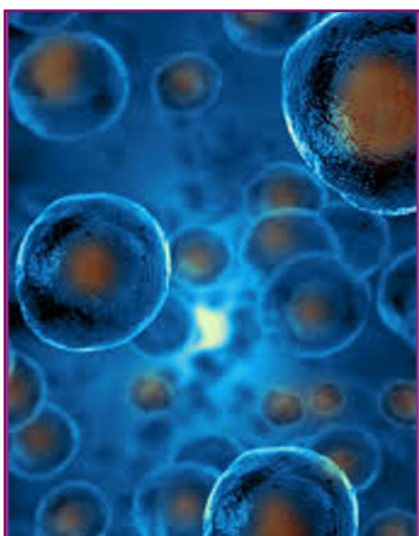
We follow the AQA A-level Art and Design: Textile Design course (link below). Throughout Year 12 you will complete two projects: Up Close and Decorative Architecture. These projects allow you to explore and practice all the necessary techniques needed to excel at the controlled assessment and externally set assignment.

The controlled assessment task is 'A Personal Investigation' into a theme of your choice. This commences after Easter of Year 12 with a deadline of 1st February in Year 13.

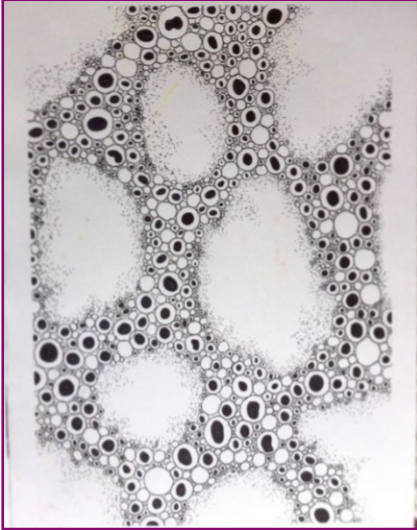
The remainder of Year 13 is spent completing the externally set assignment which results in a three-day practical exam to independently complete the final outcome.

More information can be found at AQA | Art and Design | GCSE | GCSE Art and Design (Textile design):

<https://www.aqa.org.uk/subjects/art-and-design/gcse/art-and-design-8204/specification>



Equipment Needed for the Course:



You will need to provide equipment for home use/school. The following items will be needed:


- Water colour based pencils crayons.
- Acrylic paints.
- Water based paints /inks.
- Chalk/oil pastels.
- Craft knife/ scissors.
- Fine liner pen.
- A range of pencils in different grades.
- A3 hardback sketch book which can be purchased from school.
- A2 portfolio which can also be purchased from school.



If you need any other support with the transition tasks or with the equipment list please do not hesitate to contact us via email:

a.morrison@st-christophers.org

a.parker@st-christophers.org





**“For I know the plans I have for you,” declares the Lord,
“plans to prosper you and not to harm you,
plans to give you hope and a future.”**

Jeremiah 29:11

☎ 01254 380527

✉ sixthform@st-christophers.org

🌐 www.st-christophers.org/sixth-form

