



ST CHRISTOPHER'S SIXTH FORM


ART AND DESIGN

BRIDGING UNIT

Art and Design

Welcome to the Art Department at St Christopher's. You will be joining a thriving department that will offer you many opportunities in fine art.

We follow the AQA A-level Art specification and it can be found by accessing this link: [AQA Fine Art Specification](#)



A-level Art Course Structure

Year 12 and 13	Study Components	Scheme of Work	Assessment Objectives
Year 1 Projects	Skill Enhancement: Produce an extended collection of work that provides evidence of research, the development of ideas, making skills and critical/contextual understanding. Individual Feedback	Portfolio: The portfolio comprises of work in response to the initial starting point of 'Textures & Surfaces'	AO1 – Develop ideas through sustained and focused investigations informed by contextual and other sources, demonstrating analytical and critical understanding AO2 – Explore and select appropriate resources, media, materials, techniques and processes, reviewing and refining ideas as work develops
	Personal Response: Using acquired skills to produce a personal and inform response that satisfies the AQA assessment criteria	Critical Studies: Visit sketchbook documenting galleries and independent observations	
A-level Projects	A-level Component 1: Personal Investigation Work based on an idea, issue, concept or theme leading to finished outcome(s)	Planning of Personal Investigation before summer break. Initial research & artists' studies by September.	AO3 – Record ideas, observations and insights relevant to intentions, reflecting critically on work and progress
	A-level Component 1: Personal Investigation Practical element with some aspect of contemporary or past practice of artist(s) & a written piece, between 1000 and 3000 words, which supports the practical work. 96 marks & 60% of A-level	Student led Personal Investigation . To be completed by end of Autumn Term. Development of gallery visit sketchbook.	
	A-level Component 2: Externally set assignment Preparatory period + 15 hours supervised time. 96 marks & 40% of A-level Internal assessment & external moderation	Externally set assignment: Feb to May Choice of 8 starting points. Development of gallery visit sketchbook.	AO4 – Present a personal and meaningful response that realise intentions and, where appropriate, makes connections between visual and other elements




Fine Art

To be prepared for the start of course in September we highly recommend that candidates put together an art pack for use at home and in 6th form and gather sources appropriate to the topic.

Recommended Essential Equipment

- Good quality 100gsm A3 hardback sketchbook (stock available from sixth form)
- Selection of 'B' range drawing pencils.
- PVA glue
- Set of paint brushes
- Black fine liner pens
- 'Quink' ink (must be Quink not drawing ink)
- Set of acrylic paints (Large white)




Useful Equipment

- Toolbox to store and carry art equipment
- Putty rubber
- Ruler coloured pencils
- Craft knife
- Strong scissors
- Pritt Stick
- Glue gun
- Chalk pastels
- Oil pastels
- Graphite
- Compressed charcoal




Art and Design




Topic: Textures and Surfaces

Collect images that illustrate a variety of textures and surfaces from various sources, e.g. digital photography, internet images, sketches and rubbings.



Suggestions

Investigate a wide range of environments, such as, beaches, cracked earth, architectural details, muddy ground, paving stones, puddles and rusty materials.





Collecting

Gather materials which could be used to create texture: corrugated cardboard, bubble wrap, pebbles, shells, textures fabric or wallpaper.

Contact us

For further information please contact Mrs G Ashton, Art and Design Course Leader on g.ashton@st-christophers.org







**“For I know the plans I have for you,” declares the Lord,
“plans to prosper you and not to harm you,
plans to give you hope and a future.”**

Jeremiah 29:11

☎ 01254 380527

✉ sixthform@st-christophers.org

🌐 www.st-christophers.org/sixth-form

