



ST CHRISTOPHER'S SIXTH FORM

ART AND DESIGN

BRIDGING UNIT



Fine Art


To be prepared for the start of course in September we highly recommend that candidates put together an art pack for use at home and in 6th form and gather sources appropriate to the topic.


Recommended Essential Equipment

- Good quality 100gsm A3 hardback sketchbook (stock available from 6th form)
- Selection of 'B' range drawing pencils.
- PVA glue
- Set of paint brushes
- Black fine liner pens
- 'Quink' ink (must be Quink not drawing ink)
- Set of acrylic paints (Large white)

Useful Equipment


- Toolbox to store and carry art equipment
- Putty rubber
- Ruler coloured pencils
- Craft knife
- Strong scissors
- Pritt Stick
- Glue gun
- Chalk pastels
- Oil pastels
- Graphite
- Compressed charcoal






Topic: Textures and Surfaces

Collect images that illustrate a variety of textures and surfaces from various sources, e.g. digital photography, internet images, sketches and rubbings.



Suggestions

Investigate a wide range of environments, such as, beaches, cracked earth, architectural details, muddy ground, paving stones, puddles and rusty materials.



Collecting

Gather materials which could be used to create texture: corrugated cardboard, bubble wrap, pebbles, shells, textures fabric or wall paper.

Contact us

For further information please contact Mrs G Ashton, Art and Design Course Leader on g.ashton@st-christophers.org



**“For I know the plans I have for you,” declares the Lord,
“plans to prosper you and not to harm you,
plans to give you hope and a future.”**

Jeremiah 29:11

☎ 01254 380527

✉ sixthform@st-christophers.org

🌐 www.st-christophers.org/sixth-form

